

Children's Health Report

Mesa County, 2017

Why is it important?

Promoting the health of infants and children supports the growth of healthy adults.

1 in 5 Mesa County residents are younger than 18 years old.

Infants



1 in 5* pregnant women** received

prenatal care later than the first trimester or no care during pregnancy.

*Significantly higher than Colorado.
**Only includes pregnancies resulting in live births.



The average delivery weight in 2016 was

7 pounds **2.6** ounces

A healthy weight falls between 5 pounds 8 ounces and 8 pounds 13 ounces.

Nearly **1 in 10** births resulted in a NICU admission.

Reasons for admission: premature birth, low weight or medical condition needing special care, such as a heart problem.

Education

Graduation Rate



of high school students graduate in 4 years.

Extracurricular Participation



Nearly **7 in 10** high school students report participating in an extracurricular activity.

Met or Above 3rd Grade English Language Proficiency

21.4%

Student Receiving Free/Reduced Lunch

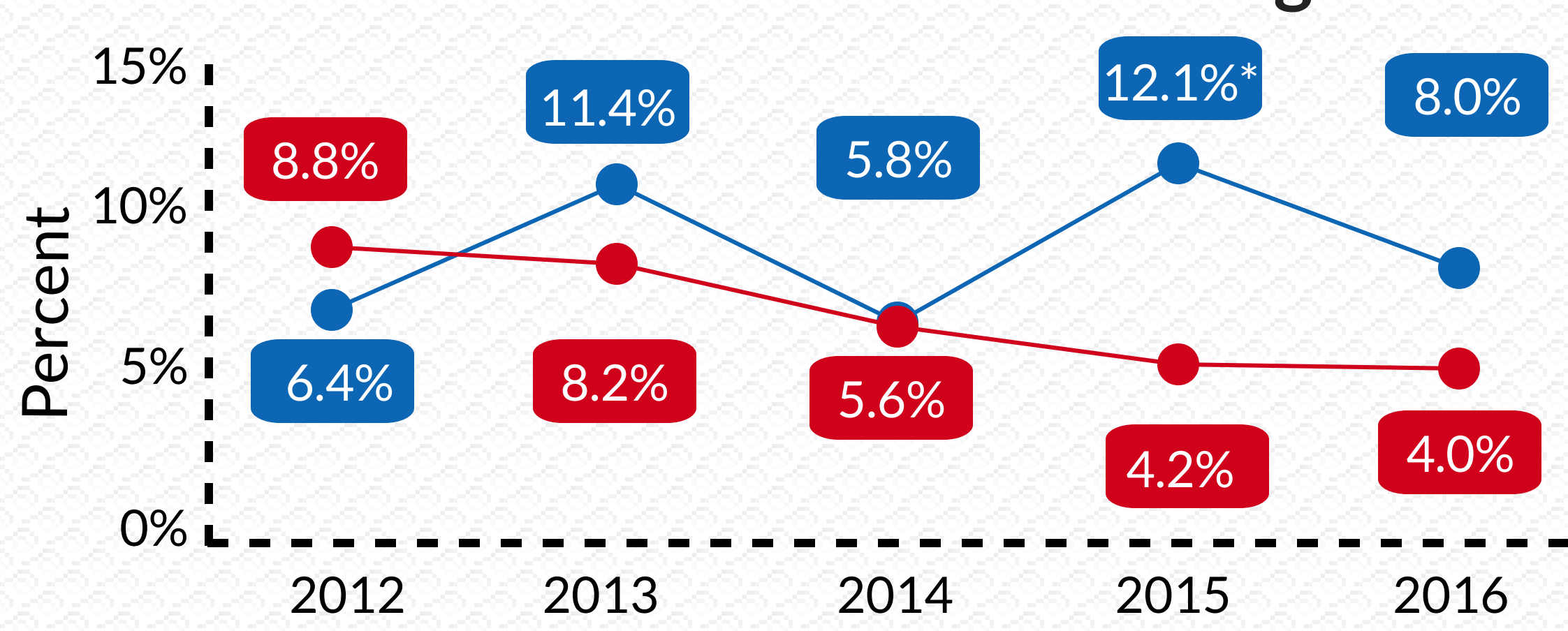
Nearly 11,000 (51%) students receive free/reduced lunch.

39.1%

All Other Students

Access to Care

Percent of Children (0-18 years old) without Health Insurance Coverage



*Significantly higher than Colorado.

In the past 12 months...



69% of high school students report having a physical exam.



78% of high school students report having a dental exam.

Physical Health

Physical Activity, 5+ Days per week

Male



Female



*Significantly higher than Colorado.

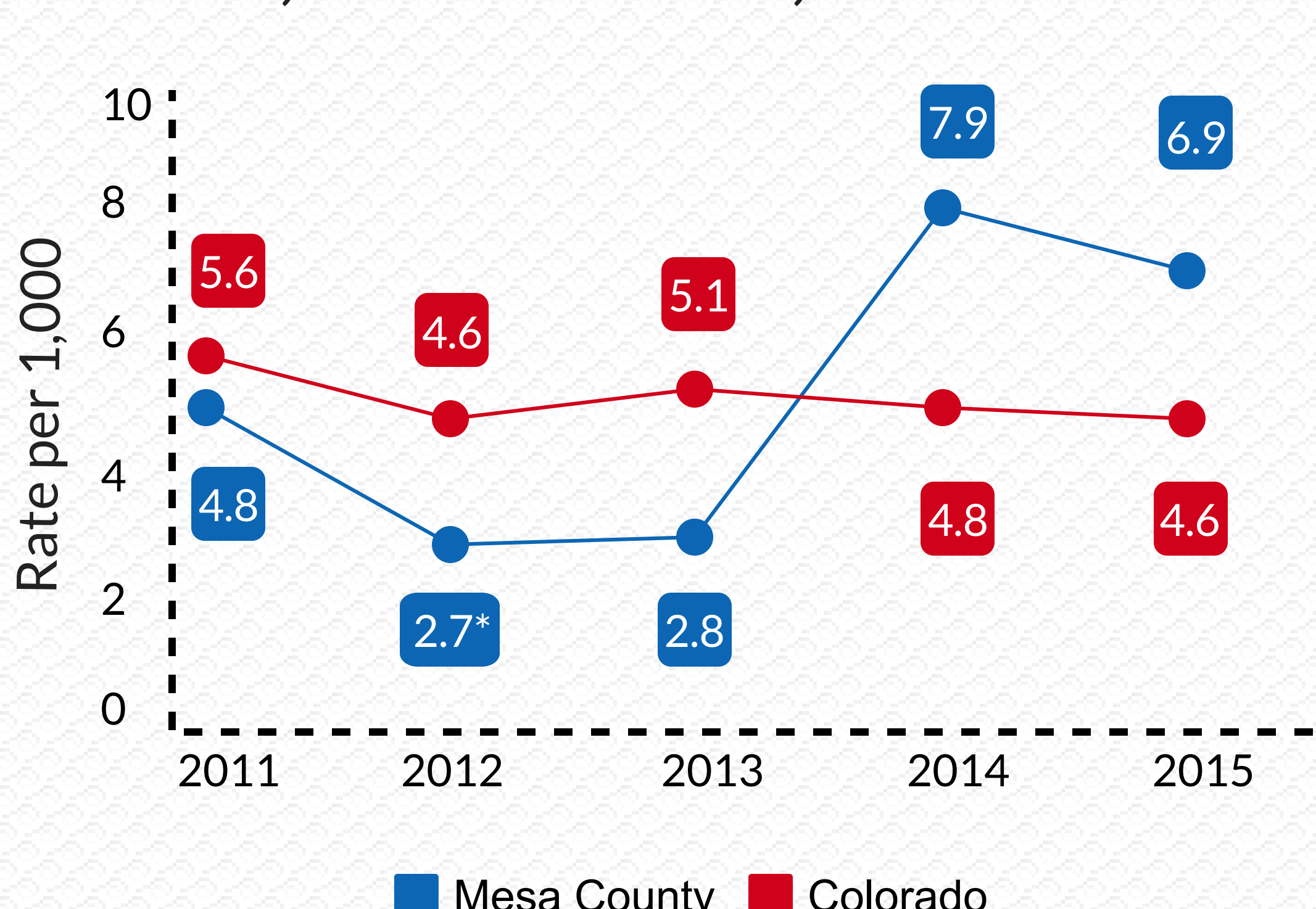
Overweight/Obese



1 in 4 high school students report being overweight or obese.

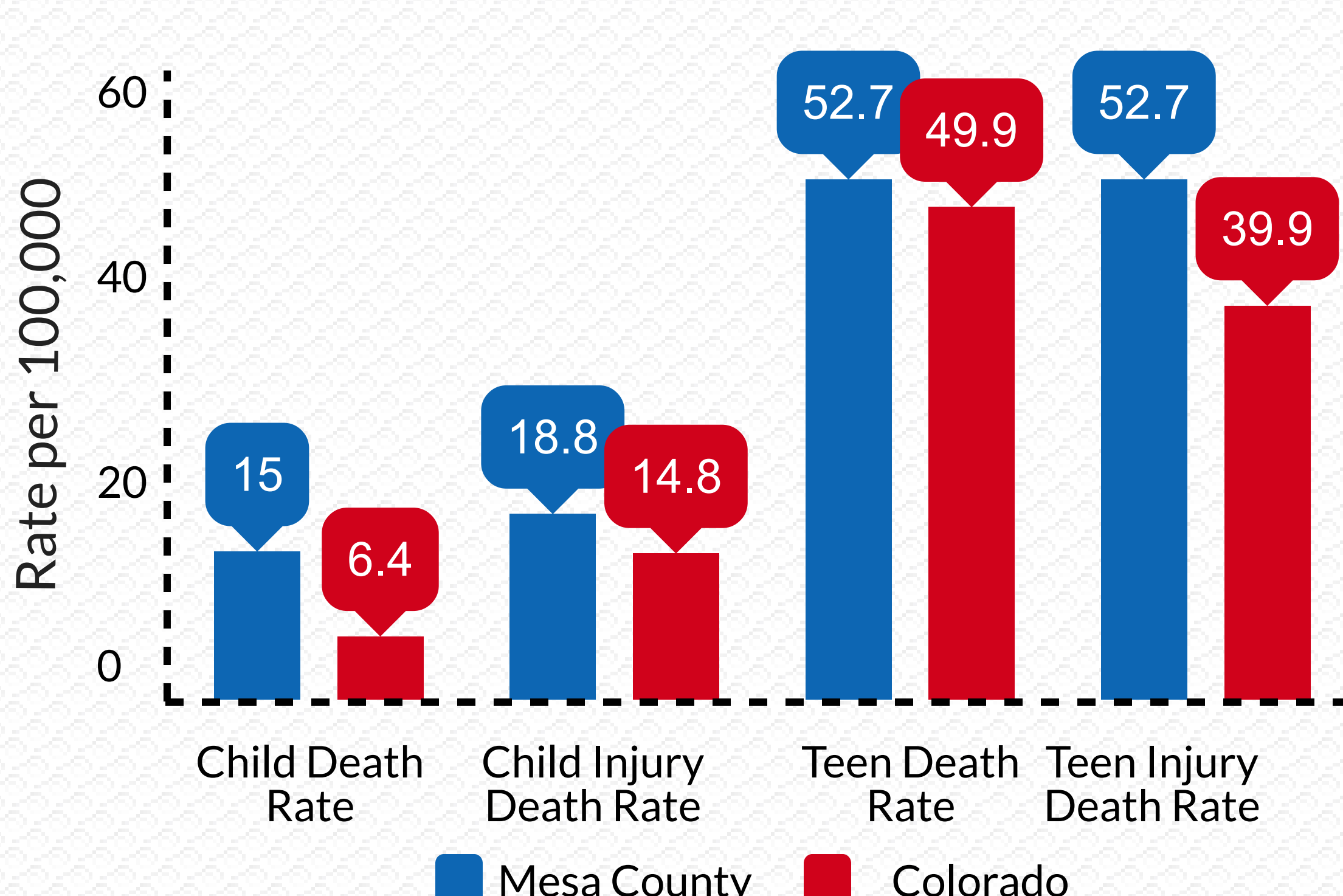
Mortality

Infant Mortality Rate per 1,000 Live Births, 2011-2015




*Significantly lower than Colorado.

Mesa County Death Rates by Age per 100,000 Children (0-14)/Teens (15-19), 2015




Behavioral Health

Alcohol Use



1 in 4 high school students report drinking alcohol in the past 30 days.

Emotional Well-Being



Nearly **4 in 10** high school students report feeling sad or hopeless almost every day for two weeks or more.

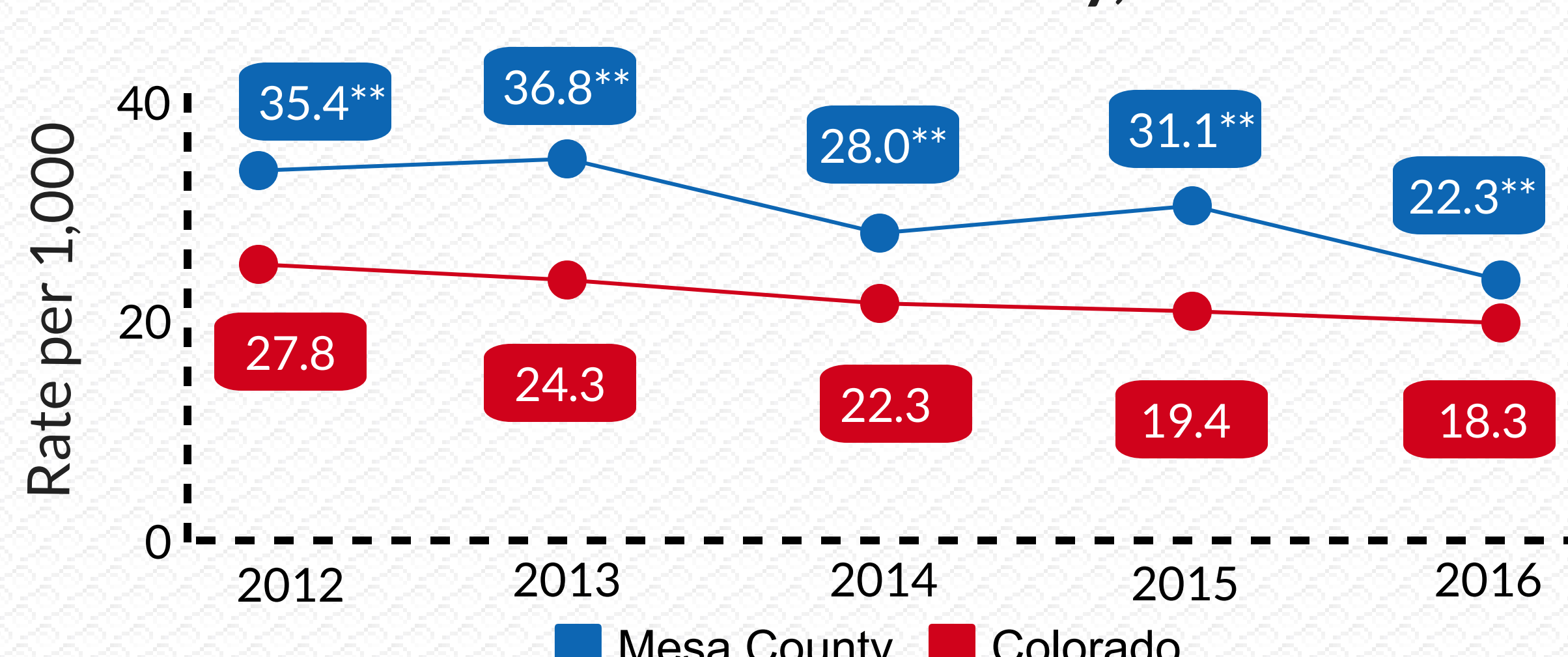
16% of high school students report ever using prescription drugs without a doctor's prescription.

72% of high school students report having an adult to go to for help with a serious problem.

All behavioral health data points are statistically the same as Colorado.


Sexual Health

Teen Fertility Rate* per 1,000 Females Ages 15-19 Years in Mesa County, 2012-2016



*Teen fertility rate is the number of live births to females age 15-19 for every 1,000 females in that age group.

**Significantly higher than Colorado



3 in 4 high school students report using a condom during last sexual intercourse.**

40% of high school students report ever having sexual intercourse.

Sources:

Kids Count in Colorado! (2017). Colorado Children's Campaign.
Mesa County Valley School District 51, Tony Giurardo
Healthy Kids Colorado Survey, 2015
CDPHE, Vital Statistics Program, 2016
National Institute of Health, MedlinePlus, Birth Weight
American Community Survey, U. S. Census Bureau



MESA COUNTY PUBLIC HEALTH
Working Together for a Healthy Community